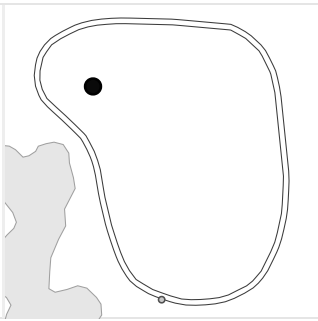
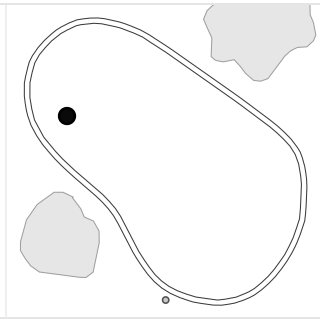


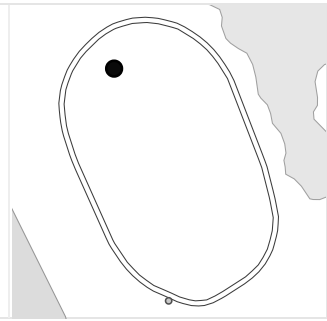
1  
**+9**  
D: 32  
25 L6

A diagram of a golf hole with a circular green and a rectangular fairway. The hole is located in the upper-left quadrant of the green.

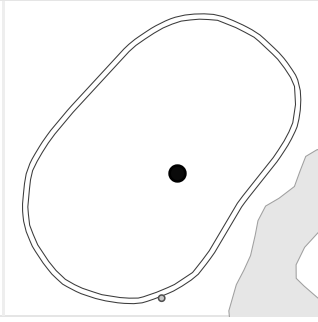
7  
**+5**  
D: 33  
22 L4

A diagram of a golf hole with a circular green and a rectangular fairway. The hole is located in the upper-left quadrant of the green.

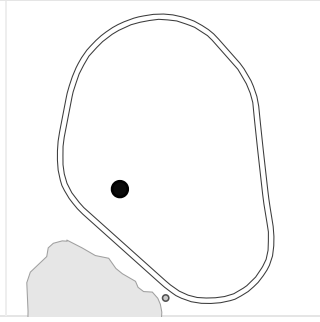
13  
**+12**  
D: 35  
29 L5

A diagram of a golf hole with a circular green and a rectangular fairway. The hole is located in the upper-left quadrant of the green.

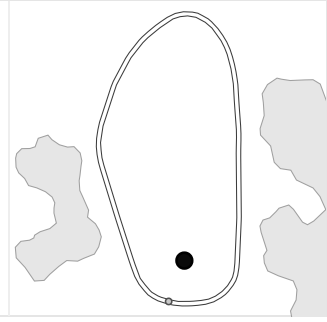
2  
**-2**  
D: 34  
15 R10

A diagram of a golf hole with a circular green and a rectangular fairway. The hole is located in the center of the green.

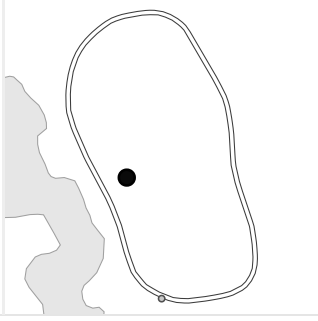
8  
**-4**  
D: 33  
13 L6

A diagram of a golf hole with a circular green and a rectangular fairway. The hole is located in the lower-right quadrant of the green.

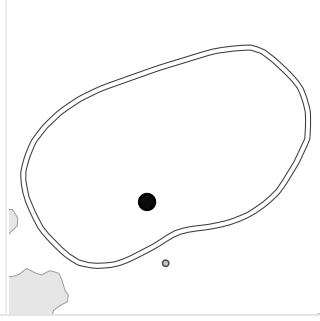
14  
**-15**  
D: 42  
6

A diagram of a golf hole with a circular green and a rectangular fairway. The hole is located in the lower-right quadrant of the green.

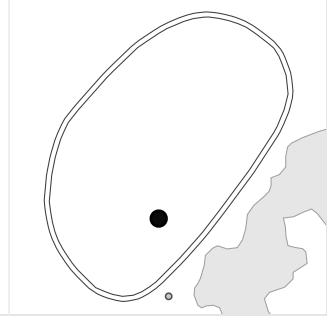
3  
**-3**  
D: 42  
18 L4

A diagram of a golf hole with a circular green and a rectangular fairway. The hole is located in the center of the green.

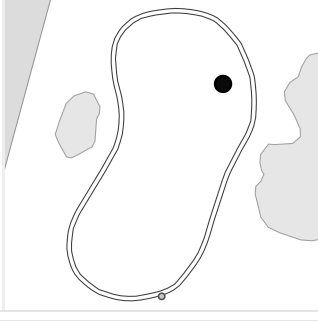
9  
**-6**  
D: 28  
8

A diagram of a golf hole with a circular green and a rectangular fairway. The hole is located in the center of the green.

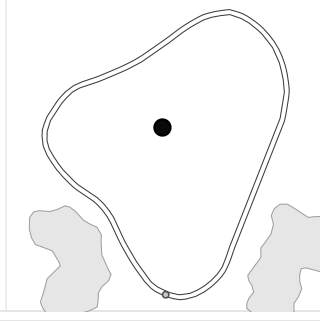
15  
**-8**  
D: 36  
10 R7

A diagram of a golf hole with a circular green and a rectangular fairway. The hole is located in the center of the green.

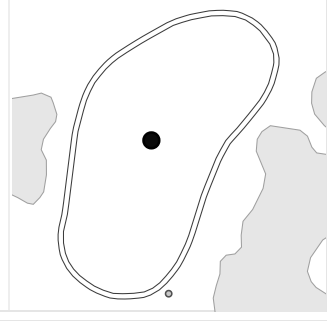
4  
**+10**  
D: 41  
31 R4

A diagram of a golf hole with a circular green and a rectangular fairway. The hole is located in the upper-right quadrant of the green.

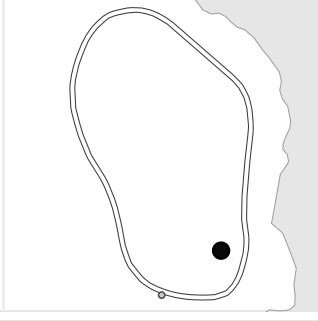
10  
**+4**  
D: 37  
22

A diagram of a golf hole with a circular green and a rectangular fairway. The hole is located in the center of the green.

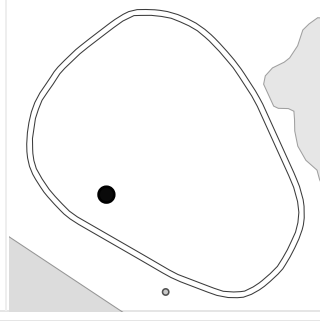
16  
**+2**  
D: 34  
19

A diagram of a golf hole with a circular green and a rectangular fairway. The hole is located in the center of the green.

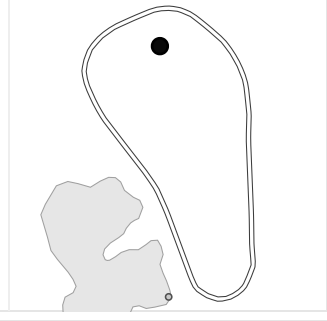
5  
**-13**  
D: 38  
6 R3

A diagram of a golf hole with a circular green and a rectangular fairway. The hole is located in the lower-right quadrant of the green.

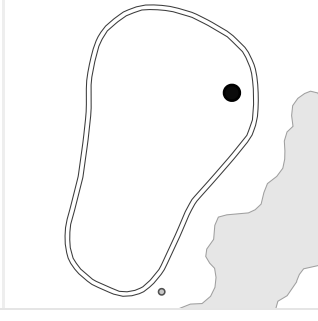
11  
**-5**  
D: 31  
11 L6

A diagram of a golf hole with a circular green and a rectangular fairway. The hole is located in the lower-left quadrant of the green.

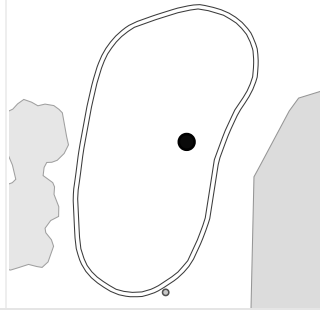
17  
**+16**  
D: 43  
38

A diagram of a golf hole with a circular green and a rectangular fairway. The hole is located in the upper-left quadrant of the green.

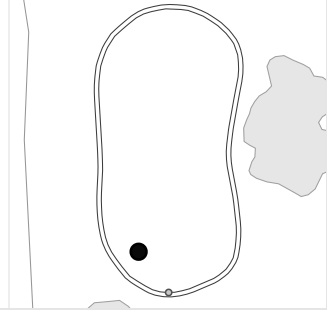
6  
**+8**  
D: 40  
28 R3

A diagram of a golf hole with a circular green and a rectangular fairway. The hole is located in the upper-right quadrant of the green.

12  
**+1**  
D: 41  
22 R5

A diagram of a golf hole with a circular green and a rectangular fairway. The hole is located in the center of the green.

18  
**-15**  
D: 42  
6 L4

A diagram of a golf hole with a circular green and a rectangular fairway. The hole is located in the lower-right quadrant of the green.